

NCAA Gymnastics Score Sheet

Teams: Home San Jose State University Visitor California

Date Jan 16, 2015 Place San Jose State University Attendance 739

Name		1	2	3	4	nd	AVE	Name		1	2	3	4	nd	AVE
V A U L T	1 Hannah Gilbert 108	9.65	9.65				9.650	1 Desiree Palomares 206	9.75	9.75					9.750
	2 Alyssa Montalban 105	9.70	9.65				9.675	2 Amber Takara 209	9.80	9.75					9.775
	3 Maddie Herr 101	9.70	9.70				9.700	3 Charlie Owens 205	9.75	9.70					9.725
	4 Katie Won 103	9.70	9.60				9.650	4 Arianna Robinson 208	9.75	9.75					9.750
	5 Rachel Heintl 107	9.80	9.85				9.825	5 Toni-Ann Williams 210	9.95	9.95					9.950
	6 Cami Guyer 102	9.55	9.55				9.550	6 Emily Richardson 207	9.85	9.80					9.825

Vault Score: 48.500 Running Score: 48.500 Vault Score: 49.050 Running Score: 49.050

B A R S	1 Mackenzie Douglas 110	9.75	9.65				9.700	1 Emily Richardson 207	9.80	9.75					9.775
	2 Marissa Unpingco 109	9.50	9.70				9.600	2 Jordan Widener 211	9.85	9.80					9.825
	3 Katie Won 103	9.70	9.80				9.750	3 Amber Takara 209	9.85	9.75					9.800
	4 Maddie Herr 101	9.70	9.65				9.675	4 Charlie Owens 205	9.90	9.85					9.875
	5 Rachel Heintl 107	9.60	9.70				9.650	5 Toni-Ann Williams 210	9.85	9.90					9.875
	6 Cami Guyer 102	8.85	8.90				8.875	6 Dana Ho 203	9.45	9.65					9.550

Bars Score: 48.375 Running Score: 96.875 Bars Score: 49.150 Running Score: 98.200

B E A M	1 Katie Won 103	9.75	9.75				9.750	1 Alicia Gallarzo 202	9.70	9.55					9.625
	2 Kiley Field 104	9.70	9.75				9.725	2 Zoe Draghi 201	9.55	9.75					9.650
	3 Amy Bellingham 111	9.75	9.85				9.800	3 Charlie Owens 205	9.00	9.00					9.000
	4 Cami Guyer 102	9.75	9.70				9.725	4 Dana Ho 203	9.70	9.80					9.750
	5 Marissa Unpingco 109	9.70	9.80				9.750	5 Desiree Palomares 206	9.70	9.85					9.775
	6 Maddie Herr 101	9.75	9.70				9.725	6 Toni-Ann Williams 210	8.90	8.95					8.925

Beam Score: 48.750 Running Score: 145.625 Beam Score: 47.800 Running Score: 146.000

F L O O R	1 Kiley Field 104	9.75	9.75				9.750	1 Desiree Palomares 206	9.60	9.70				-0.1	9.550
	2 Mackenzie Douglas 110	9.60	9.75				9.675	2 Charlie Owens 205	9.80	9.80					9.800
	3 Katie Won 103	9.75	9.85				9.800	3 Zoe Draghi 201	9.80	9.70					9.750
	4 Maddie Herr 101	9.85	9.80				9.825	4 Arianna Robinson 208	9.80	9.90					9.850
	5 Alyssa Montalban 105	9.85	9.90				9.875	5 Dana Ho 203	9.70	9.60				-0.1	9.550
	6 Cami Guyer 102	9.80	9.95				9.875	6 Toni-Ann Williams 210	9.95	9.90					9.925

Floor Score: 49.125 Running Score: 194.750 Floor Score: 48.875 Running Score: 194.875

Final Team Score: 194.750

Final Team Score: 194.875

All-Arounders

All-Arounders

V T U B B B F X A A	Won	Guyer	Herr					Owens	Williams						
	9.650	9.550	9.700					9.725	9.950						
	9.750	8.875	9.675					9.875	9.875						
	9.750	9.725	9.725					9.000	8.925						
	9.800	9.875	9.825					9.800	9.925						
	38.950	38.025	38.925					38.400	38.675						

Judge's Signatures * VT _____ * UB _____ * BB _____ * FX _____

* Head Judge Michelle Ripple Kelly Feuer Helen Blair Holly Thomas

VT _____ UB _____ BB _____ FX _____
Jan Harrison Diana Lattinore Melissa Marcucci Julie Scheiner

Coach's Signature _____ Coach's Signature _____

NCAA Gymnastics Score Sheet

Teams: Home UW-La Crosse Visitor _____

Date Jan 16, 2015 Place San Jose State University Attendance 739

Name		1	2	3	4	nd	AVE	Name		1	2	3	4	nd	AVE
V A U L T	1 Sheree Romesburg 308	9.45	9.50				9.475								
	2 Savana Kettner 304	9.50	9.40				9.450								
	3 Ali Berry 301	9.55	9.50				9.525								
	4 Lauren Wilson 315	9.35	9.50				9.425								
	5 Nicole Wangler 312	9.65	9.60				9.625								
	6 Samantha Wiekamp 314	9.10	9.10				9.100								

Vault Score: 47.500 Running Score: 47.500 Vault Score: 0.000 Running Score: 0.000

B A R S	1 Monique Muehlethaler 306	9.25	9.45				9.350								
	2 Rachel Riesterer 307	9.50	9.30				9.400								
	3 Carly Kiesow 305	9.20	9.20				9.200								
	4 Samantha Wiekamp 314	9.25	9.55				9.400								
	5 Lauren Wilson 315	9.60	9.70				9.650								
	6 Amy Enright 302	9.65	9.80				9.725								

Bars Score: 47.525 Running Score: 95.025 Bars Score: 0.000 Running Score: 0.000

B E A M	1 Kerry Scafidi 317	9.10	8.80				8.950								
	2 Sheree Romesburg 308	9.25	9.40				9.325								
	3 Samantha Wiekamp 314	8.30	8.45				8.375								
	4 Kendall Westrich 313	8.90	8.70				8.800								
	5 Amy Enright 302	9.45	9.50				9.475								
	6 Ali Berry 301	9.60	9.50				9.550								

Beam Score: 46.100 Running Score: 141.125 Beam Score: 0.000 Running Score: 0.000

F L O O R	1 Katie Palluck 318	9.50	9.65			-0.1	9.475								
	2 Sheree Romesburg 308	9.25	9.30				9.275								
	3 Amy Enright 302	9.65	9.75				9.700								
	4 Samantha Wiekamp 314	9.15	9.40				9.275								
	5 Kelsi Vomacka 311	9.50	9.65				9.575								
	6 Ali Berry 301	9.60	9.80				9.700								

Floor Score: 47.725 Running Score: 188.850 Floor Score: 0.000 Running Score: 0.000

Final Team Score: 188.850

Final Team Score: 0.000

All-Arounders

All-Arounders

V T U B B B F X A A	Wiekamp														
	9.100														
	9.400														
	8.375														
	9.275														
AA	36.150														

Judge's Signatures * VT _____ * UB _____ * BB _____ * FX _____

* Head Judge Michelle Ripple Kelly Feuer Helen Blair Holly Thomas

VT _____ UB _____ BB _____ FX _____
Jan Harrison Diana Lattinore Melissa Marcucci Julie Scheiner

Coach's Signature _____ Coach's Signature _____

SJSU Vs CAL & UW La Crosse

Event Results - Vault

Women / 10
Session: 1

Jan 16, 2015



Rank	Num	Name	Gym	Start	Score	Out
1	210	Toni-Ann Williams	CAL	___.	9.950	0.000
2T	207	Emily Richardson	CAL	___.	9.825	0.125
2T	107	Rachel Heini	*SJSU	___.	9.825	0.125
4	209	Amber Takara	CAL	___.	9.775	0.175
5T	206	Desiree Palomares	CAL	___.	9.750	0.200
5T	208	Arianna Robinson	CAL	___.	9.750	0.200
7	205	Charlie Owens	CAL	___.	9.725	0.225
8	101	Maddie Herr	*SJSU	___.	9.700	0.250
9	105	Alyssa Montalban	*SJSU	___.	9.675	0.275
10T	103	Katie Won	*SJSU	___.	9.650	0.300
10T	108	Hannah Gilbert	*SJSU	___.	9.650	0.300
12	312	Nicole Wangler	La Crosse	___.	9.625	0.325
13	102	Cami Guyer	*SJSU	___.	9.550	0.400
14	301	Ali Berry	La Crosse	9.800	9.525	0.425
15	308	Sheree Romesburg	La Crosse	___.	9.475	0.475
16	304	Savana Kettner	La Crosse	9.800	9.450	0.500
17	315	Lauren Wilson	La Crosse	___.	9.425	0.525
18	314	Samantha Wiekamp	La Crosse	___.	9.100	0.850

SJSU Vs CAL & UW La Crosse

Event Results - Bars

Women / 10
Session: 1

Jan 16, 2015



Rank	Num	Name	Gym	Start	Score	Out
1T	210	Toni-Ann Williams	CAL	___	9.875	0.000
1T	205	Charlie Owens	CAL	___	9.875	0.000
3	211	Jordan Widener	CAL	___	9.825	0.050
4	209	Amber Takara	CAL	___	9.800	0.075
5	207	Emily Richardson	CAL	___	9.775	0.100
6	103	Katie Won	*SJSU	___	9.750	0.125
7	302	Amy Enright	La Crosse	___	9.725	0.150
8	110	Mackenzie Douglas	*SJSU	___	9.700	0.175
9	101	Maddie Herr	*SJSU	___	9.675	0.200
10T	107	Rachel Heini	*SJSU	___	9.650	0.225
10T	315	Lauren Wilson	La Crosse	___	9.650	0.225
12	109	Marissa Unpingco	*SJSU	___	9.600	0.275
13	203	Dana Ho	CAL	___	9.550	0.325
14T	314	Samantha Wiekamp	La Crosse	___	9.400	0.475
14T	307	Rachel Riesterer	La Crosse	___	9.400	0.475
16	306	Monique Muehlethaler	La Crosse	___	9.350	0.525
17	305	Carly Kiesow	La Crosse	___	9.200	0.675
18	102	Cami Guyer	*SJSU	___	8.875	1.000

SJSU Vs CAL & UW La Crosse

Event Results - Beam

Women / 10
Session: 1

Jan 16, 2015



Rank	Num	Name	Gym	Start	Score	Out
1	111	Amy Bellingham	*SJSU	___.	9.800	0.000
2	206	Desiree Palomares	CAL	___.	9.775	0.025
3T	103	Katie Won	*SJSU	___.	9.750	0.050
3T	203	Dana Ho	CAL	___.	9.750	0.050
3T	109	Marissa Unpingco	*SJSU	___.	9.750	0.050
6T	101	Maddie Herr	*SJSU	___.	9.725	0.075
6T	102	Cami Guyer	*SJSU	___.	9.725	0.075
6T	104	Kiley Field	*SJSU	___.	9.725	0.075
9	201	Zoe Draghi	CAL	___.	9.650	0.150
10	202	Alicia Gallarzo	CAL	___.	9.625	0.175
11	301	Ali Berry	La Crosse	___.	9.550	0.250
12	302	Amy Enright	La Crosse	___.	9.475	0.325
13	308	Sheree Romesburg	La Crosse	___.	9.325	0.475
14	205	Charlie Owens	CAL	___.	9.000	0.800
15	317	Kerry Scafidi	La Crosse	___.	8.950	0.850
16	210	Toni-Ann Williams	CAL	___.	8.925	0.875
17	313	Kendall Westrich	La Crosse	___.	8.800	1.000
18	314	Samantha Wiekamp	La Crosse	___.	8.375	1.425

SJSU Vs CAL & UW La Crosse

Event Results - Floor

Women / 10
Session: 1

Jan 16, 2015







Rank	Num	Name	Gym	Start	Score	Out
1	210	Toni-Ann Williams	CAL	___.	9.925	0.000
2T	102	Cami Guyer	*SJSU	___.	9.875	0.050
2T	105	Alyssa Montalban	*SJSU	___.	9.875	0.050
4	208	Arianna Robinson	CAL	___.	9.850	0.075
5	101	Maddie Herr	*SJSU	___.	9.825	0.100
6T	103	Katie Won	*SJSU	___.	9.800	0.125
6T	205	Charlie Owens	CAL	___.	9.800	0.125
8T	104	Kiley Field	*SJSU	___.	9.750	0.175
8T	201	Zoe Draghi	CAL	___.	9.750	0.175
10T	302	Amy Enright	La Crosse	___.	9.700	0.225
10T	301	Ali Berry	La Crosse	___.	9.700	0.225
12	110	Mackenzie Douglas	*SJSU	___.	9.675	0.250
13	311	Kelsi Vomacka	La Crosse	___.	9.575	0.350
14T	206	Desiree Palomares	CAL	___.	9.550	0.375
14T	203	Dana Ho	CAL	___.	9.550	0.375
16	318	Katie Palluck	La Crosse	___.	9.475	0.450
17T	314	Samantha Wiekamp	La Crosse	___.	9.275	0.650
17T	308	Sheree Romesburg	La Crosse	___.	9.275	0.650

SJSU Vs CAL & UW La Crosse

Event Results - AA

Women / 10
Session: 1

Jan 16, 2015

Rank	Num	Name	Gym					AA
1	103	Katie Won	*SJSU	9.650	9.750	9.750	9.800	38.950
2	101	Maddie Herr	*SJSU	9.700	9.675	9.725	9.825	38.925
3	210	Toni-Ann Williams	CAL	9.950	9.875	8.925	9.925	38.675
4	205	Charlie Owens	CAL	9.725	9.875	9.000	9.800	38.400
5	102	Cami Guyer	*SJSU	9.550	8.875	9.725	9.875	38.025
6	314	Samantha Wiekamp	La Crosse	9.100	9.400	8.375	9.275	36.150